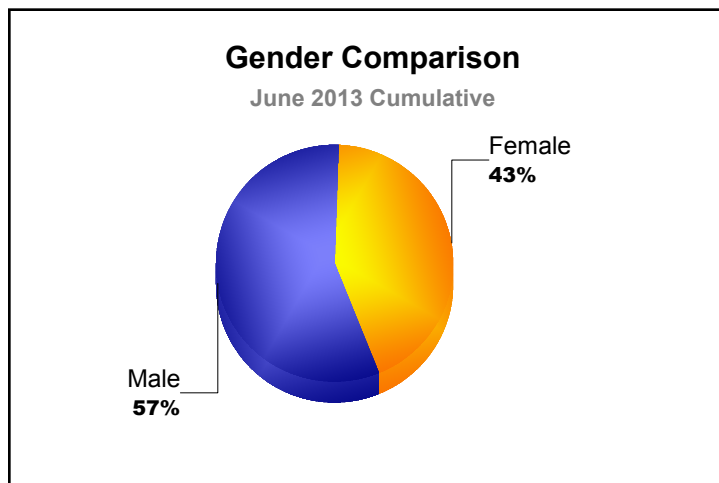
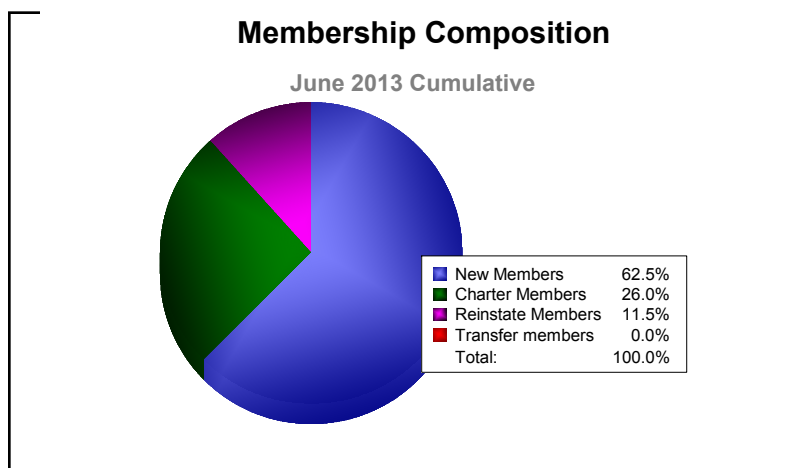
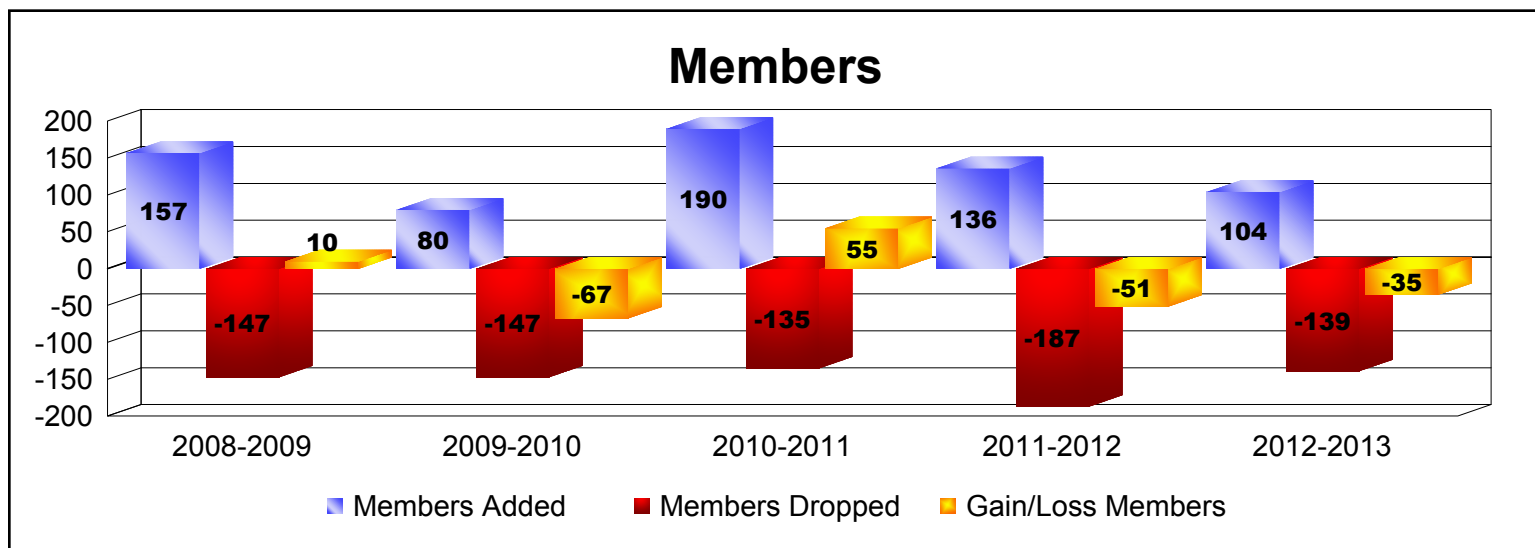
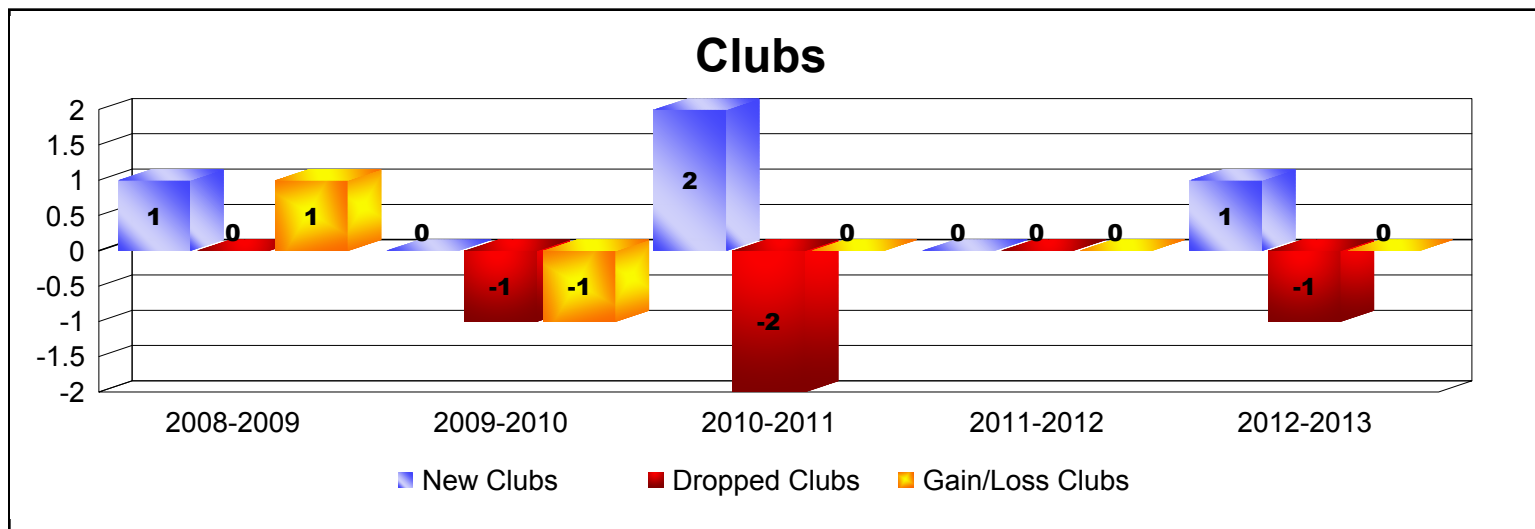


| Year | New Clubs | Dropped Clubs | Gain/Loss Clubs | New Members | Charter Members | Reinstate Members | Transfer Members | Total Member Added | Total Members Dropped | Gain/Loss Members |
|----------------|-----------|---------------|-----------------|-------------|-----------------|-------------------|------------------|--------------------|-----------------------|-------------------|
| 2008-2009 | 1 | 0 | 1 | 118 | 28 | 6 | 5 | 157 | -147 | 10 |
| 2009-2010 | 0 | -1 | -1 | 77 | 0 | 2 | 1 | 80 | -147 | -67 |
| 2010-2011 | 2 | -2 | 0 | 95 | 68 | 26 | 1 | 190 | -135 | 55 |
| 2011-2012 | 0 | 0 | 0 | 129 | 0 | 3 | 4 | 136 | -187 | -51 |
| 2012-2013 | 1 | -1 | 0 | 65 | 27 | 12 | 0 | 104 | -139 | -35 |
| Average | 1 | -1 | 0 | 97 | 25 | 10 | 2 | 133 | -151 | -18 |



| Year | New Clubs | Dropped Clubs | Gain/Loss Clubs | New Members | Charter Members | Reinstate Members | Transfer Members | Total Member Added | Total Members Dropped | Gain/Loss Members |
|----------------|-----------|---------------|-----------------|-------------|-----------------|-------------------|------------------|--------------------|-----------------------|-------------------|
| 2008-2009 | 0 | 0 | 0 | 0 | 0 | 0 | 0 | 0 | 0 | 0 |
| 2009-2010 | 0 | 0 | 0 | 2 | 0 | 0 | 0 | 2 | 0 | 2 |
| 2010-2011 | 0 | 0 | 0 | 1 | 0 | 0 | 0 | 1 | 0 | 1 |
| 2011-2012 | 0 | 0 | 0 | 1 | 0 | 0 | 0 | 1 | 0 | 1 |
| 2012-2013 | 0 | 0 | 0 | 1 | 0 | 0 | 0 | 1 | 0 | 1 |
| Average | 0 | 0 | 0 | 1 | 0 | 0 | 0 | 1 | 0 | 1 |

